

BEDROOM BASICS COLLECTION SLATTED BED

Finish Options



- ◆ Solid wood construction
- ◆ Sleep surface tested 400 lb. weight capacity



SLATTED BED

Twin - 80"L x 42 1/2"W x 38 1/2"H

Full - 80"L x 57 1/2"W x 38 1/2"H



UNDERBED TRUNDLE/STORAGE
74 5/8"L x 41"D x 11"H

*Fits up to an 8" High Mattress
or Lots of Storage*



OPTIONAL UNDERBED
3 DRAWER STORAGE UNIT

the
bedroomsource
kids★teen

visit our website www.bedroomsource.com

DESIGNER SERIES FURNITURE



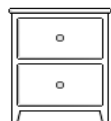
Widths Listed Include Extended Tops

Wood Knobs Included. Alternate Knobs/Handles Available For An Additional Charge

Finish Options:



Stone Finish Not Available



2 Drawer Nightstand
18 1/2"W x 18"D x 24"H



**2 Drawer Nightstand
with Open Slot**
18 1/2"W x 18"D x 28"H
21 1/2"W x 18"D x 28"H



3 Drawer Chest
19 3/4"W x 18"D x 30"H
24 1/2"W x 18"D x 30"H



3 Drawer Chest
34 1/2"W x 18"D x 30"H



3 Drawer Chest
34 1/2"W x 18"D x 32"H



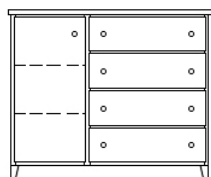
**3 Drawer Chest
w/ Deep Drawers**
34 1/2"W x 18"D x 36"H




4 Deep Drawer Chest
34 1/2"W x 18"D x 45"H




5 Drawer Chest – 2/3
34 1/2"W x 18"D x 36"H
40 1/2"W x 18"D x 36"H



**4 Deep Drawers
with Side Door**
Includes 2 Shelves
52 1/2"W x 18"D x 45"H



**6 Drawer
Lingerie Chest**
18 1/2"W x 18"D x 53"H



6 Drawer Chest
2 Over 4 Deep Drawers
34 1/2"W x 18"D x 51"H



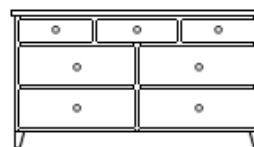
6 Drawer Chest
**2 Small over 2 Large
& 2 Blanket Drawers**
40 1/2"W x 18"D x 56"H



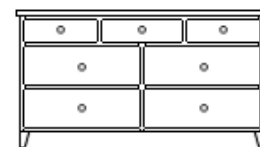
6 Drawer Dresser
52 1/2"W x 18"D x 32"H
52 1/2"W x 18"D x 36"H



6 Drawer Dresser
60 1/2"W x 18"D x 32"H
60 1/2"W x 18"D x 36"H



7 Drawer Dresser
56 1/2"W x 18"D x 32"H



7 Drawer Dresser
60 1/2"W x 18"D x 32"H



8 Drawer Dresser
60 1/2"W x 18"D x 41"H



Small Mirror
26W x 35H



Large Mirror
44"W x 35"H



Small Mirror Box
30"W x 10"D x 5 1/2"H



3 Drawer Mirror Box
48"W x 10"D x 5 1/2"H



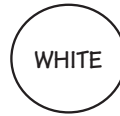
4 Drawer Mirror Box
50"W x 10"D x 5 1/2"H

DESIGNER SERIES FURNITURE

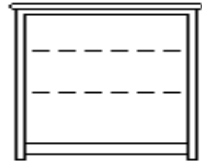
Widths Listed Include Extended Tops

Wood Knobs Included. Alternate Knobs/Handles Available For An Additional Charge

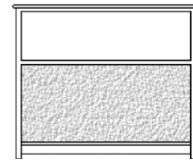
Finish Options:



Stone Finish Not Available



2 Shelves Included



Hutches 36" High

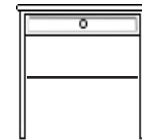
24 1/2"W x 11"D x 36"H
32 1/2"W x 11"D x 36"H
36 1/2"W x 11"D x 36"H
42 1/2"W x 11"D x 36"H
52 1/2"W x 11"D x 36"H
56 1/2"W x 11"D x 36"H
60 1/2"W x 11"D x 36"H

Hutches 42" High

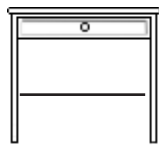
24 1/2"W x 11"D x 42"H
32 1/2"W x 11"D x 42"H
36 1/2"W x 11"D x 42"H
42 1/2"W x 11"D x 42"H
52 1/2"W x 11"D x 42"H
56 1/2"W x 11"D x 42"H
60 1/2"W x 11"D x 42"H



**Solid Side Writing Desk
without shelf under desk**
32 1/2"W x 24"D x 30"H

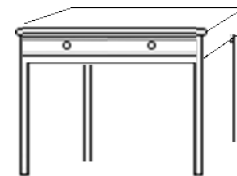


**Solid Side Writing Desk
with shelf under desk**
32 1/2"W x 24"D x 30"H



**Solid Side Writing Desk
with shelf under desk**

42 1/2"W x 20"D x 30"H	50 1/2"W x 20"D x 30"H	42 1/2"W x 20"D x 30"H	50 1/2"W x 20"D x 30"H
42 1/2"W x 24"D x 30"H	50 1/2"W x 24"D x 30"H	42 1/2"W x 24"D x 30"H	50 1/2"W x 24"D x 30"H



**Writing Desk with 4 Legs
without shelf under desk**



Desk

Pencil Drawer & 3 Equal Drawers

42 1/2"W x 20"D x 30"H	50 1/2"W x 20"D x 30"H
42 1/2"W x 24"D x 30"H	50 1/2"W x 24"D x 30"H



Desk

Pencil Drawer & File Drawer

42 1/2"W x 20"D x 30"H	50 1/2"W x 20"D x 30"H
42 1/2"W x 24"D x 30"H	50 1/2"W x 24"D x 30"H

BEDROOM BASICS COLLECTION

Finish Options



VERTICAL MIRROR
24"W x 2"D x 37 3/4"H




6 DRAWER DRESSER
60"W x 16"D x 31 3/8"H



BEDSIDE TRAY



2 OVER 3 DRAWER CHEST
37 3/8"W x 15 7/8"D x 39 1/8"H



LOW BOOKCASE
37 1/2"W x 13"D x 31 1/2"H




3 DRAWER CHEST
37 3/8"W x 15 7/8"D x 31 3/4"H



NIGHTSTAND
17 3/4"W x 16 1/4"D x 25 3/4"H

HOME MEASURING SERVICE



OPTION 1:

We will gladly come to your home and measure your child's bedroom. We will note location of doors, closets, windows and heating / air conditioning. While we are there, we will discuss possible room layouts with you.

We then take our field measurements back to the office and re-draw the room in scale. When you return to talk further about the project, we will have a completed scaled drawing of your child's room.

For this service, we require a non-refundable deposit of \$250 per room, which will be applied to your furniture purchase for each room. This service also eliminates the possibility of items not fitting in the room or up the stairs.

OPTION 2:

Just bring your own measurements into the store, and if we feel necessary, will re-draw the room in scale so we have a good working floor plan of the room. There is no charge for this service. However, you will be responsible for items not fitting up the stairs or in the room.