

# HEADBOARDS

- Available as complete beds or platform style with universal footrail.
- Available with or without Narrow/Wide Beadboard
- Twin through King sizes including Twin X-Long.
- Option of Panel, Bookcase, or Upholstered Headboard.

## PANEL

### HUDSON/MISSION

Twin - 43W x 40/41H x 81L  
Twin XL - 43W x 40/41H x 87L  
Full - 60W x 40/41H x 81L  
Queen - 65W x 40/41H x 87L  
King - 81W x 40/41H x 87L

### HUDSON BUNK BED - 72" HIGH

Twin over Twin - 45W x 81L  
Twin over Full with Extension 60W x 81L



## BOOKCASE

40", 46", & 56" High x 7"D

Twin - 41" - 47"W    Queen - 61" - 67"W  
Full - 56" - 62"W    King - 78" - 84"W

- Available in Different Depths and "In Between" Widths

- Headboard can be made flush to the bed which will decrease width 2" on each side

## BEDFORD/CANTERBURY/EXETER/ROCKPORT

Twin - 42W x 48H x 81L  
Twin XL - 42W x 48H x 87  
Full - 58W x 48H x 81L  
Queen - 64W x 53H x 87L  
King - 80W x 53H x 87L



## DAVIS/KENDALL

Twin - 44W x 42H x 82L  
Twin XL - 44W x 42H x 88L  
Full - 60W x 42H x 82L  
Queen - 65W x 42H x 88L  
King - 82W x 42H x 88L



## OSSIPEE

Twin - 43W x 42H x 82L  
Twin XL - 43W x 42H x 88L  
Full - 58W x 42H x 82L  
Queen - 64W x 42H x 88L  
King - 80W x 42H x 88L



## UNDERBED OPTIONS

One Modesty Panel included with Trundle and Storage Drawers  
Wood knobs included. Alternate knobs/handles available for an additional charge.



### Slatted Trundle

(Twin, Twin X-Long, or Full Size)  
Uses 39" x 72" x 7" mattress.  
Twin: Available for Twin & Full Size Beds  
Twin XL: Available for Twin XL Size Bed Only  
Full: Available for Full Size Bed Only



### Storage Trundle

(Twin Size with Removable Dividers)  
Uses 36" x 70" x 6" mattress.  
Available for Twin, Twin XL, or Full Size Beds  
Sets Up Left or Right



### Storage Drawers

(Pair) with Centerguide  
Available for all Size Beds  
Sets up Left or Right or Both Sides

- ✓ Proudly made in our New England factory using responsibly sourced solid birch plus select veneers over hardwood plywood.
- ✓ Beds feature mortise & tenon joinery to ensure durability and internal connectors for a more finished look. Choose a traditional bed with headboard and footboard, or pick a platform bed with under bed storage built right in.
- ✓ Several headboards are available in lower height to fit under windows or under angled ceilings.
- ✓ Many storage beds are available to be made in sections to allow for delivery into tight spaces and up angled staircases.
- ✓ Trundles are available for sleepovers or as extra storage.

- ✓ Features extra deep drawers made of high quality birch plywood with English dovetail joinery front and rear. Drawers are sanded and a clear finish is applied to the bottoms for a smooth, cling-free interior.
- ✓ Hand applied stains, multi-coat paints, and distressed finishes.
- ✓ Made to order and delivered monthly to our local distribution center, where it is inspected and deluxed before being delivered and installed in your home.
- ✓ Please ask your salesperson about the next available production cycle and delivery fee to your home.

# the **bedroomsource** Collection




## Handcrafted American Made Birch Wood Furniture



Canterbury Storage Bed with Panel Headboard

## FINISHES


### STAINS




Natural




Autumn Gold




Nutmeg



Early American




Walnut




Sandstone



Slate




Driftwood




Nitefall

### PAINTS


Painted Finishes are also available as Distressed - Add 10%




White




Linen




Oyster




Revere Pewter




Coventry Gray



Whale Gray




Vintage Red




Carolina Gull



Hale Navy



Denim



Black

### Choose your own Custom Color - Add 20%



Select any paint color from Benjamin Moore or Sherwin Williams, we'll apply our version of it to your furniture.





Shown with 3 Drawers  
Also Available 2 Drawers & Cubby

**CANTERBURY STORAGE BED**

Twin - 44W x 48H x 82L\*  
Twin XL - 44W x 48H x 88L\*

*\*Specify drawers left or right.*

Full - 60W x 48H x 82L\*\*  
Queen- 65W x 53H x 88L\*\*  
King - 82W x 53H x 88L\*\*

*\*\*Drawers Available Both Sides*



**CANTERBURY PANEL BED**

Shown with Wide Plank Beadboard trim and optional Trundle and Modesty Panel



**EXETER PANEL BED**

**EXETER STORAGE BED**

Twin - 44W x 48H x 82L\*  
Twin XL - 44W x 48H x 88L\*

*\*Specify drawers left or right.*

Full - 60W x 48H x 82L\*\*  
Queen- 65W x 53H x 88L\*\*  
King - 82W x 53H x 88L\*\*

*\*\*Drawers Available Both Sides*



Headboard can be made flush to the bed which will decrease width 2" on each side

**EXETER STYLE**

**STORAGE BED WITH BOOKCASE HEADBOARD (7" DEEP)**

Twin - 41-47W x 46H x 86L\*  
Twin XL - 41-47W x 46H x 92L\*

*\*Specify drawers left or right.*

Full - 56-62W x 46H x 86L\*\*  
Queen- 61-67W x 53H x 92L\*\*  
King - 78-84W x 53H x 92L\*\*

*\*\*Drawers Available Both Sides*

Also Available 2 Drawers & Cubby



Available 2 Drawers & Cubby or with 3 Drawers

**BEDFORD STORAGE BED**

Twin - 44W x 48H x 82L\*  
Twin XL - 44W x 48H x 88L\*

*\*Specify drawers left or right.*

Full - 60W x 48H x 82L\*\*  
Queen- 65W x 53H x 88L\*\*  
King - 82W x 53H x 88L\*\*

*\*\*Drawers Available Both Sides*



**BEDFORD STYLE**



**BEDFORD PANEL BED**



**ROCKPORT STORAGE BED**

Twin - 42W x 48H x 82L\*  
Twin XL - 42W x 48H x 88L\*

*\*Specify drawers left or right.*

Full - 58W x 48H x 82L\*\*  
Queen- 64W x 53H x 88L\*\*  
King - 80W x 53H x 88L\*\*

*\*\*Drawers Available Both Sides*

**ROCKPORT STORAGE BED WITH BOOKCASE HEADBOARD**  
Shown with 3 Drawers  
Also Available 2 Drawer & Cubby



**ROCKPORT PANEL BED**



**ROCKPORT DAYBED**



**HUDSON BED**  
Low Footrail



Shown with Narrow Beadboard trim  
Available Narrow or Wide

**HUDSON BUNK BED**

Twin over Twin  
Twin over Full  
Twin over Full with extension



**MISSION BED**



Low Footrail



**OSSIPEE PLATFORM BED**



**KENDALL BED**



**DAVIS BED**

- Twin size beds available with drawers one side only.
- Full, Queen, and King beds available with drawers on one or both sides.
- See Back Page on Headboard Options.

Wood knobs included. Alternate knobs/handles available for an additional charge.



Bed drawers are high quality birch plywood with 4-corner English dovetail. 21" Deep and feature full extension 100 lb. weight drawer glides.