











the **bedroom****source** Collection

Handcrafted American Made Birch Wood Furniture



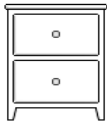
- | | | |
|---|---|--|
| High quality Birch Plywood drawers with 4-corner English dovetail |  | Keeps drawers square and opening smoothly for years |
| All drawers are sanded fine
Bottom is clear finished |  | Keeps clothes odor free and prevents snags |
| Solid hardwood doors, moulding, frames, and tops |  | Sturdy, durable, and damage resistant |
| 3/4" thick hardwood plywood subsurface on side and some tops |  | Thicker wood pieces for added stability to cabinets |
| Deeper cabinets & drawers |  | Holds more clothing and larger items, more display surface on tops |
| Sturdy, metal 100lb-capacity drawer slides |  | Holds more weight, easier operation, better drawer management |
| Choice of finishes |  | Choice of 20 hand applied stains and multi-coat paints are available. Painted finishes can be made distressed. Custom color also available with any Sherwin Williams or Benjamin Moore paint for an extra charge |
| Many standard sizes |  | Piece selection is varied to fit in most room dimensions |
| Custom sizes available |  | Pieces can be reduced or enlarged, at additional cost, to maximize use of space and fit tight corners |
| 1 year in home service guarantee |  | We service what we sell for 1 year in home at no charge when we deliver and install |

Made to order and delivered monthly to our local distribution center, where it is inspected and deluxed before being white glove delivered to your home. Please ask your salesperson about the next available production cycle and delivery fee to your home.

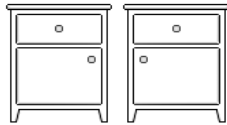
NIGHTSTANDS



1 Drawer Nightstand
20W x 20D x 24H



2 Drawer Nightstand
20W x 20D x 24H



1 Drawer/1 Door Nightstand Door
Specify door left or right
20W x 20D x 24H



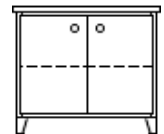
2 Drawer Nightstand
with Open Slot
20W x 20D x 28H
23W x 20D x 28H
Bedford Style Not Available



Door Cabinet
w/1 adjustable shelf
Specify door left or right
21W x 20D x 30H
25W x 20D x 30H



2 Door Base Cabinet
w/1 adjustable shelf
26W x 20D x 30H

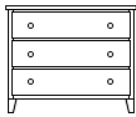


2 Door Base Cabinet
w/1 adjustable shelf
36W x 20D x 30H

CHESTS



3 Drawer Chest
21W x 20D x 30H
26W x 20D x 30H




3 Drawer Chest
36W x 20D x 30H
42W x 20D x 30H



3 Drawer Chest with
Deep Drawers
36W x 20D x 36H
42W x 20D x 36H



4 Drawer Chest
36W x 20D x 36H



4 Drawer Chest with
Deep Drawers
36W x 20D x 45H



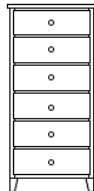
5 Drawer Chest
2 Small over 3 Drawers
36W x 20D x 36H
42W x 20D x 36H



5 Drawer Chest
36W x 20D x 45H



6 Drawer Chest
2 Small over 4 Deep Drawers
36W x 20D x 51H



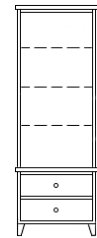
6 Drawer
Lingerie Chest
20W x 20D x 53H



Tall 6 Drawer Chest
w/2 Bottom Blanket Drawers
42W x 20D x 58H



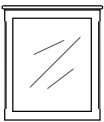
7 Drawer Chest
2 Small over 5 Drawers
36W x 20D x 51H



Library Chest with
2 Drawers, Hutch,
& 3 adj. shelves
26W x 20D x 72H

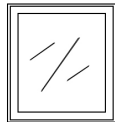
DRESSERS, MIRRORS, MIRROR BOXES, WARDROBES, ARMOIRES

Shaker Small Mirror
27W x 34H



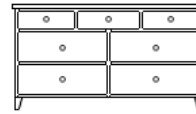
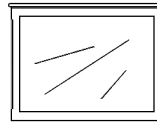
6 Drawer Dresser
54W x 20D x 30H or 32H
62W x 20D x 30H or 32H
70W x 20D x 30H or 32H

Exeter Small Mirror
27W x 34H



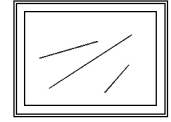
6 Drawer Dresser with Deep Drawers
54W x 20D x 36H
62W x 20D x 36H
70W x 20D x 36H

Shaker Large Mirror
45W x 34H

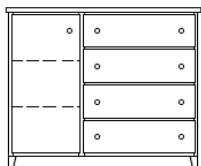


7 Drawer Dresser
58W x 20D x 32H Only
62W x 20D x 32H Only

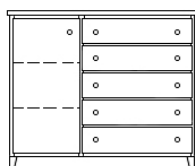
Exeter Large Mirror
45W x 34H



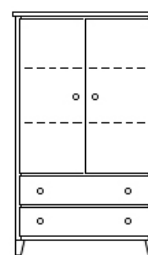
8 Drawer Dresser
4 Drawers over 2 Deep Drawers
62W x 20D x 40H



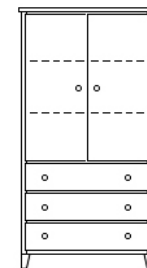
4 Deep Drawer Chest with wardrobe,
extra deep drawers and 2 adjustable
shelves behind doors
54W x 20D x 45H



5 Drawer Chest with wardrobe
2 adjustable shelves behind doors
54W x 20D x 45H



2 Drawer Armoire
with upper doors and
2 adjustable shelves
36W x 20D x 63H



3 Drawer Armoire
with upper doors and
2 adjustable shelves
36W x 20D x 72H



5 Drawer Armoire
with upper doors and
2 adjustable shelves
42W x 20D x 72H

MIRROR BOXES: EXETER OR SHAKER STYLE ONLY



2 Drawer Mirror Box
32W x 9D x 5H



3 Drawer Mirror Box
48W x 9D x 5H

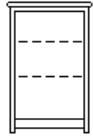


4 Drawer Mirror Box
48W x 9D x 5H

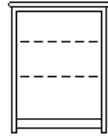
WIDTHS LISTED DO INCLUDE EXTENDED TOPS

CUSTOM SIZES AVAILABLE. EACH STYLE WILL HAVE A SLIGHTLY DIFFERENT FINISHED SIZE. ASK A SALES ASSOCIATE FOR DETAILS

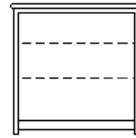
HUTCHES: 36" Wide Or Larger Available With Cork; 48" Wide Or Larger Available With Doors



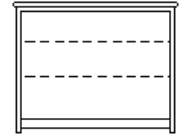
Hutch fits 19"W Cabinet
21W x 13D x 36H or 42H



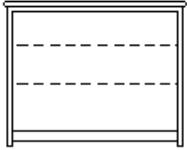
Hutch fits 24"W Cabinet
26W x 13D x 36H or 42H



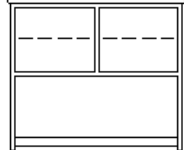
Hutch fits 36"W Chest / Desk
36W x 13D x 36H or 42H
Available with Cork



Hutch fits 44"W Desk
42W x 13D x 36H or 42H
Available with Cork



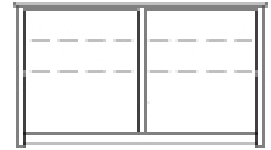
Hutch fits 48"W Desk
48W x 13D x 42H
Available with Cork
Available with Doors



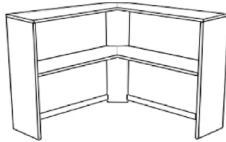
Hutch fits 52"W Desk or Dresser
52W x 13D x 42H
Available with Cork
Available with Doors



Hutch fits 62"W Desk or Dresser
62W x 13D x 36H
62W x 13D x 42H
Available with Cork. Available with Doors

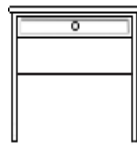


Hutch fits 62"W Dresser
With Vertical Divider
62W x 13D x 42H
(Includes 4 Adjustable Shelves)

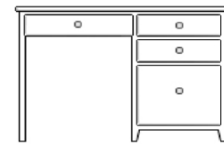
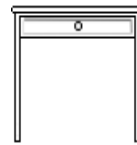


Corner hutch top with full back
& 1 adjustable shelf
Extra shelf available
37W x 13D x 36H
37W x 13D x 42H

DESKS



Mini Computer Desk with pencil drawer,
with or without Shelf
34W x 20D x 30H or 32H
34W x 24D x 30H or 32H



Pencil Drawer, 2 Drawers,
& 1 File Drawer
52W x 20D x 30H or 32H
52W x 24D x 30H or 32H
Specify Drawers Left or Right

CORNER DESKS



Corner Connecting Desk
36" along each wall &
19 3/4" abutting sides.
30" or 32" High



Corner Free Standing Desk
36" along each wall &
19 3/4" abutting sides.
30" or 32" High

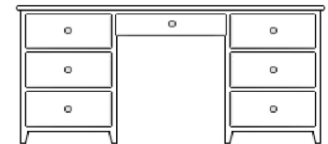
L-CORNER DESKS



L-Corner Desk (Left or Right)
Standard: 50 x 38W x 20D x 30H or 32H



Pencil Drawer with 3 Equal Drawers
44W x 20D x 30H or 32H 44W x 24D x 30H or 32H
52W x 20D x 30H or 32H 52W x 24D x 30H or 32H
Specify Drawers Left or Right

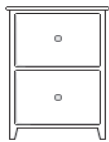


7 Drawer: Pencil Drawer &
(2) 3 Drawer Pedestals
62W x 24D x 30H or 32H

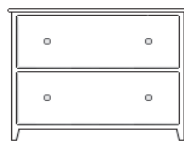
PRINTER CARTS & FILE DRAWERS



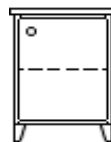
Printer Cart w/full doors
& 1 adjustable shelf
26W x 24D x 30H



2 Drawer File
Accommodates letter
size files
21W x 20D x 30H
21W x 24D x 30H



2 Drawer Lateral File
to accommodate letter
and legal size files
38W x 24D x 30H



1 Door Cabinet
w/1 adjustable shelf
specify door left or right
25W x 20D x 30H



Drawers are high quality birch plywood with strong 4-corner English Dovetail joints and sturdy steel 100lb-capacity drawer slides.

WIDTHS LISTED DO INCLUDE EXTENDED TOPS

CUSTOM SIZES AVAILABLE. EACH STYLE WILL HAVE A SLIGHTLY DIFFERENT FINISHED SIZE. ASK A SALES ASSOCIATE FOR DETAILS

Simple Styles



Shaker



Cottage

*Available with Narrow Beadboard
or Smooth Panels*



Exeter



Canterbury

Fancy Styles



Vineyard

*Some Bedford items are taller
than heights listed due to the
3 1/2" cove moulding.*

*Wood Knobs Included.
Alternate Knobs/Handles Available
For An Additional Charge.*



Bedford

FINISHES

All Our Stains, Paints, & 2-Tones are included • Add 10% for Distressed Paint Finishes


STAINS




Natural



Autumn Gold




Nutmeg




Early American




Walnut




Sandstone



Slate




Driftwood




Nitefall


PAINTS




White




Linen




Oyster




Revere Pewter



Coventry Gray



Whale Gray




Vintage Red




Carolina Gull



Hale Navy



Denim



Black

Choose your own Custom Color - Add 20%



*Select any paint color from Benjamin Moore or Sherwin Williams,
we'll apply our version of it to your furniture.*

the bedroomsource Collection